




Vroom tips™ for Reading




Do you have some books or magazines around? Show your child the pictures. They will like clear simple pictures, especially of faces. Talk with them about what you see. How do they respond? Now talk about their response!

Brainy Background

One of the best ways for your child to learn about language is by looking at things with you and hearing you talk about them. When you talk back and forth with them, commenting on their responses, you build their brain!




When you're reading or telling a story to your child, ask them questions about the story. Pause the story and ask: "What do you think will happen next? How do you think the character feels? What would you do if that happened to you?"



Brainy Background

Asking questions (what, where, when, who, why) helps your child learn to focus and pay attention to the details of the story and use critical thinking skills. These questions also build their memory.



Encourage your child to be a picture detective. Look at a picture in a book or magazine. It can even be in a newspaper or in an ad on a bus or train. Talk about the picture together. Can you find certain objects? Ask questions like, "Look at that boy's face. How do you think he feels?"

Brainy Background

Pictures help your child make connections and to understand that words have meaning. Having them look closely builds focus and self-control. The example here also helps them learn to recognize other people's feelings.



MS LIFT is a program of The Mississippi Department of Human Services.



Find more tips at Vroom.org