

Mississippi Thrive! Findings

A PARTNER Highlights Report - January 2022



In August 2021, a PARTNER survey distributed by the Help Me Grow National Center, in partnership with Visible Network Labs and on behalf of the Child Health & Development Project: Mississippi Thrive! and Mississippi Families for Kids, was sent to 105 early childhood system leaders with a 68% response rate. This analysis gives understanding around how Mississippi's early childhood network functions and can help leaders, members, funders, and other stakeholders identify ideas for continuously improving the ways that partners work together to achieve common goals, build and leverage relationships and identify gaps that can be strengthened.

Stakeholders' Perceptions of What Families Need Most

What do respondents perceive as the highest need for Mississippi's families as a result of Mississippi's collective early childhood work? (n=68)

Access to an affordable, high-quality early education



Equitable access to a coordinated early childhood system that is easy to navigate

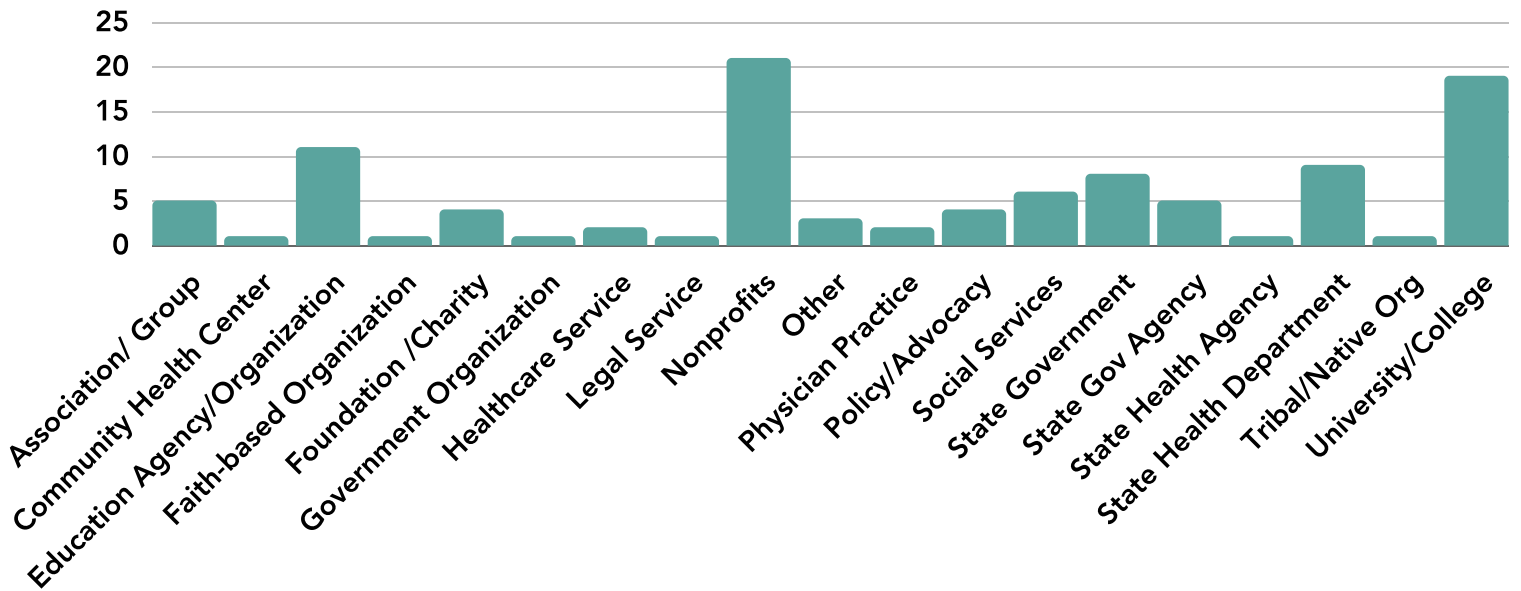


Early access to health care



Network Diversity

The network of early childhood system leaders (respondents) has a diverse membership, with most partners representing nonprofits, universities, and colleges.



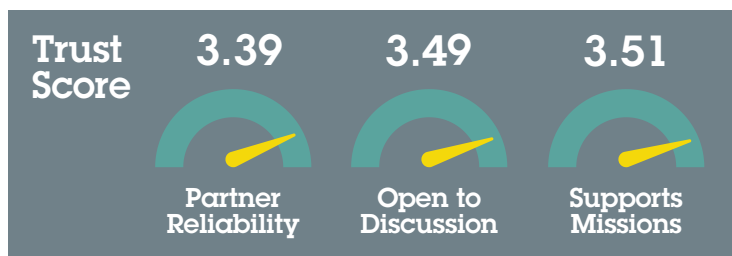
Relationships Today

The following charts show all members' averaged perceptions of relational partners along three dimensions of value and three dimensions of trust. The network has a trust score of 3.46 out of 4, which is above the healthy network threshold of 3. The value score is 3.09 out of 4, slightly lower than Trust. Scores above 3 are considered good. Perceptions of value and trust are critical to building a network.

Trust Score

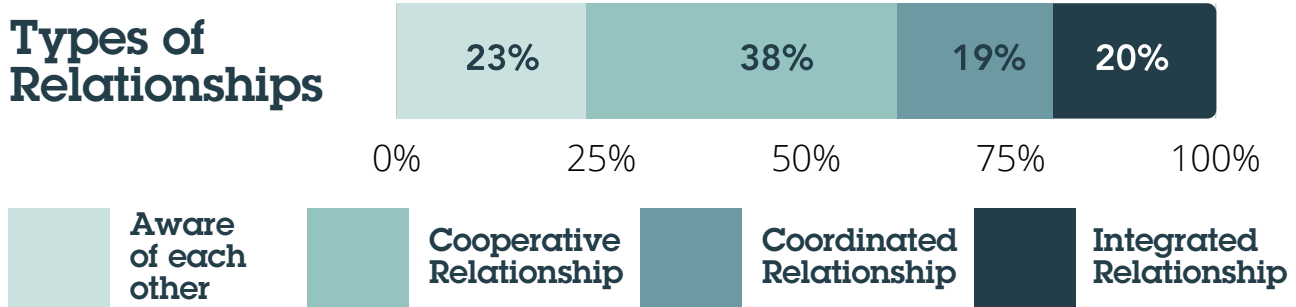


Value Score



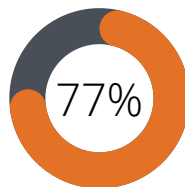
Intensity of Interaction

Network relationships range on a spectrum from awareness to cooperative, then coordinated and fully integrated partnerships. 38% of relationships are cooperative, meaning they exchange information, attend meetings together, and share resources (n=1077 relationships).

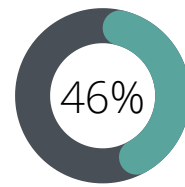


This partnership has led to: (n=698 relationships)

Advanced Collaboration/
Promoting Collective Impact

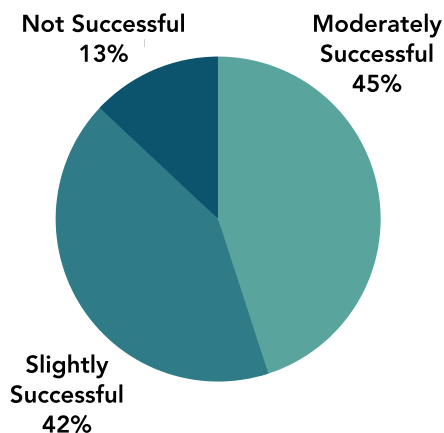


Clarity around existing needs of families and children

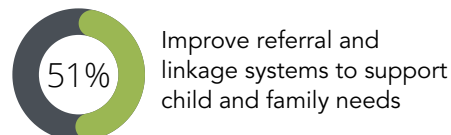
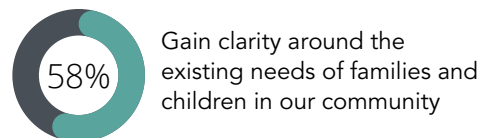
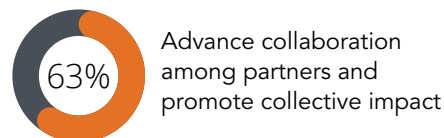


Network Success

How successful has the early childhood system been in meeting the needs of families? (n=69)



What are the top three goals we are most likely to be successful at achieving? (n=67)



How do respondents define success for Mississippi's early childhood system? (n=42)

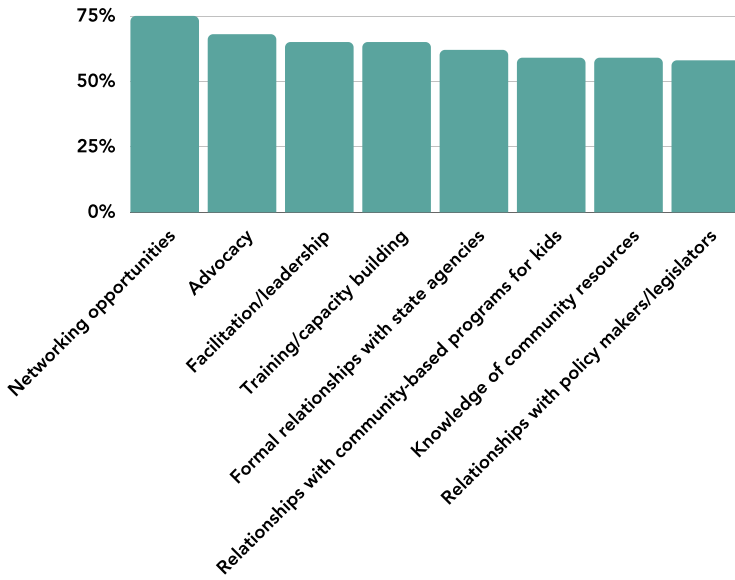
- Comprehensive, affordable, quality early education
- An efficient, comprehensive, accessible, and navigable system
- Healthy, happy, thriving children & families



Resources Contributed within the Early Childhood System

What do respondents contribute to Mississippi's early childhood system?

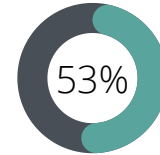
When asked for the most important resource they contribute, partners most commonly stated direct services to children and families (23%) and advocacy (22%).



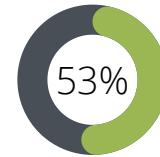
What do respondents perceive as the biggest barriers to achieving the most critical goals of Mississippi's early childhood system?



Need for funding



Need for political will



Need for enhanced family engagement

This data points to a need for systems change that centers the needs of families and engages families as partners in decision making and programming.

Critical Goals within the Early Childhood System

What are the most critical goals of your community's early childhood system? (n=69)



Advance collaboration among partners and promote collective impact



Improve school readiness



Improve referral and linkage systems to support child and family needs



Advance political will around early childhood and promote investment among policy makers



Improve child health outcomes



Reduce health disparities



Change policies, laws, and regulations to promote optimal health and development of young children



Improve systematic coordination and alignment across sectors

The Child Health & Development Project: Mississippi Thrive! is supported by the Health Resources & Services Administration (HRSA) of the U.S. Department of Health & Human Services (HHS) as part of an award totaling \$17.4 million, with 0% financed by non-governmental sources. The contents are those of the authors and do not necessarily represent the official views nor an endorsement of HRSA, HHS, or the U.S. Government.

For more information, please visit [HRSA.gov](https://www.hrsa.gov).